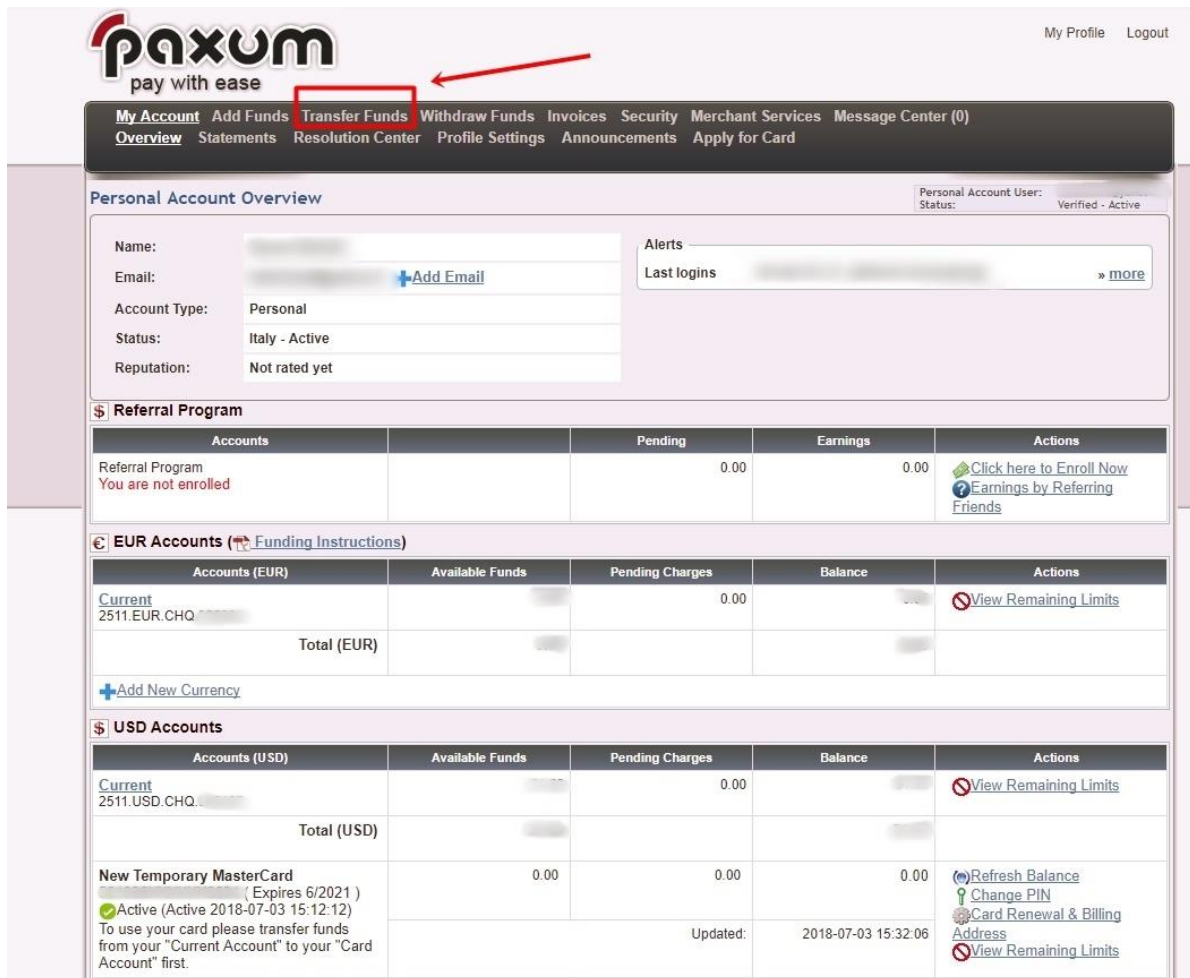




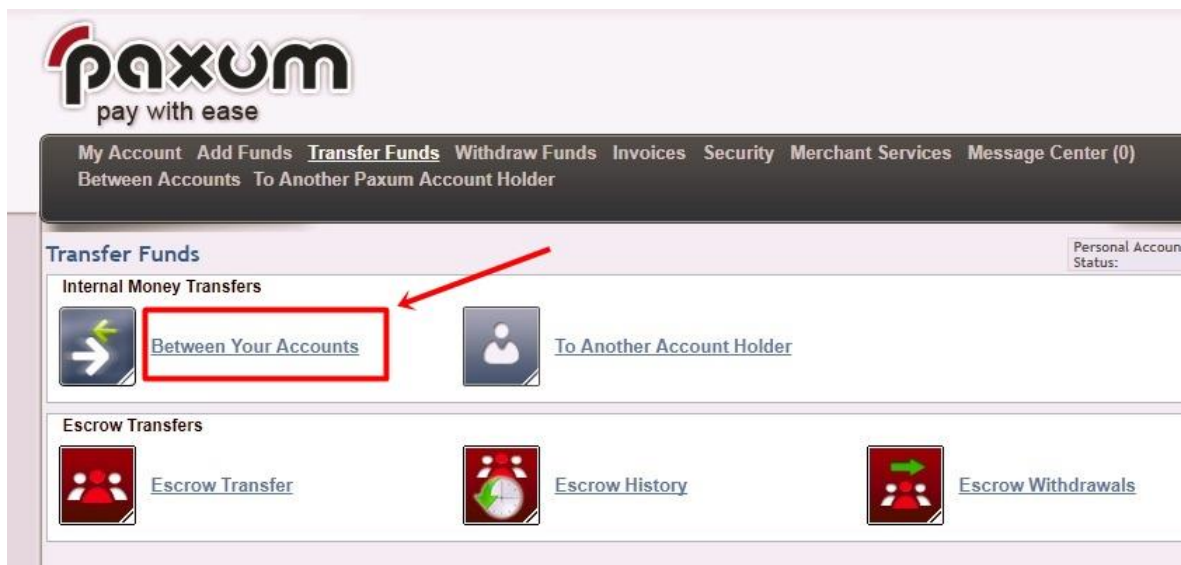
CÓMO TRANSFERIR FONDOS DE TU CUENTA A UNA TARJETA DE CRÉDITO

Inicia Sesión en Paxum entrando en www.paxum.com, en el menú principal selecciona “Transfer Funds”



The screenshot shows the Paxum website interface. The top navigation bar includes links for My Account, Add Funds, **Transfer Funds** (highlighted with a red box and arrow), Withdraw Funds, Invoices, Security, Merchant Services, and Message Center (0). Below this, the 'Personal Account Overview' section displays user details: Name, Email (with an 'Add Email' button), Account Type (Personal), Status (Italy - Active), and Reputation (Not rated yet). The 'Referral Program' section shows a table with columns for Accounts, Pending, Earnings, and Actions. The 'EUR Accounts' section shows a table with columns for Accounts (EUR), Available Funds, Pending Charges, Balance, and Actions. The 'USD Accounts' section shows a table with columns for Accounts (USD), Available Funds, Pending Charges, Balance, and Actions. The 'New Temporary MasterCard' section shows a table with columns for Available Funds, Pending Charges, Balance, and Actions.

En la sección de Transferencia de Fondos Internos selecciona “Between Your Accounts”



The screenshot shows the Paxum website interface. The top navigation bar includes links for My Account, Add Funds, **Transfer Funds** (highlighted with a red box and arrow), Withdraw Funds, Invoices, Security, Merchant Services, and Message Center (0). Below this, the 'Transfer Funds' section displays options for Internal Money Transfers: 'Between Your Accounts' (highlighted with a red box and arrow) and 'To Another Account Holder'. The 'Escrow Transfers' section displays options for 'Escrow Transfer', 'Escrow History', and 'Escrow Withdrawals'.

From account: selecciona la cuenta en la que están los fondos
To account: selecciona la tarjeta (Paxum o Temporary MasterCard enviada por Paxum)
Amount: escribe la cantidad de dinero que quieres transferir a la tarjeta.
Transfer Frequency: Once
Coupon: déjalo en blanco

Pulsa **Continue** para seguir.

paxum
pay with ease

My Profile Logout

My Account Add Funds **Transfer Funds** Withdraw Funds Invoices Security Merchant Services Message Center (0)
Between Accounts To Another Paxum Account Holder

Transfer Funds » Between Accounts Personal Account User: Verified - Active Status:

Select Accounts

From Account: Current USD 2511.USD.CHQ. (available) + Add New Currency

To Account: New Temporary MasterCard USD xxxx-xxxx-xxxx- (0.00)

Amount: USD

Transfer Frequency: Once

Coupon (optional):

	Limit	Per Transaction	Per Day	Per Month	Max Balance on Card
Card Load		\$500.00	\$500.00	\$20,000.00	\$5,000.00
Withdraw ATM		\$500.00	\$1,000.00	\$20,000.00	—
Withdraw POS		\$5,000.00	—	—	—

Continue

FAQ | Website Terms | Platform Terms | Privacy Policy | Ewallet Terms | Cards Terms | Factoring Terms | Contact | Developers | Affiliates | Visual Res.

All Rights Reserved **paxum**

Aquí podrás ver los detalles de la transferencia
From Account: cuenta de la que vienen los fondos
To Account: cuenta que recibirá los fondos
Amount: cantidad de dinero a transferir

Pulsa **Transfer** para confirmar o **Cancel** para cancelar.

paxum
pay with ease

My Profile Logout

My Account Add Funds **Transfer Funds** Withdraw Funds Invoices Security Merchant Services Message Center (0)
Between Accounts To Another Paxum Account Holder

Transfer Funds » Between Accounts Personal Account User: Verified - Active Status:

Transaction details:

From Account: Current USD 2511.USD.CHQ.

To Account: New Temporary MasterCard USD 2511.USD.MC

Amount: USD

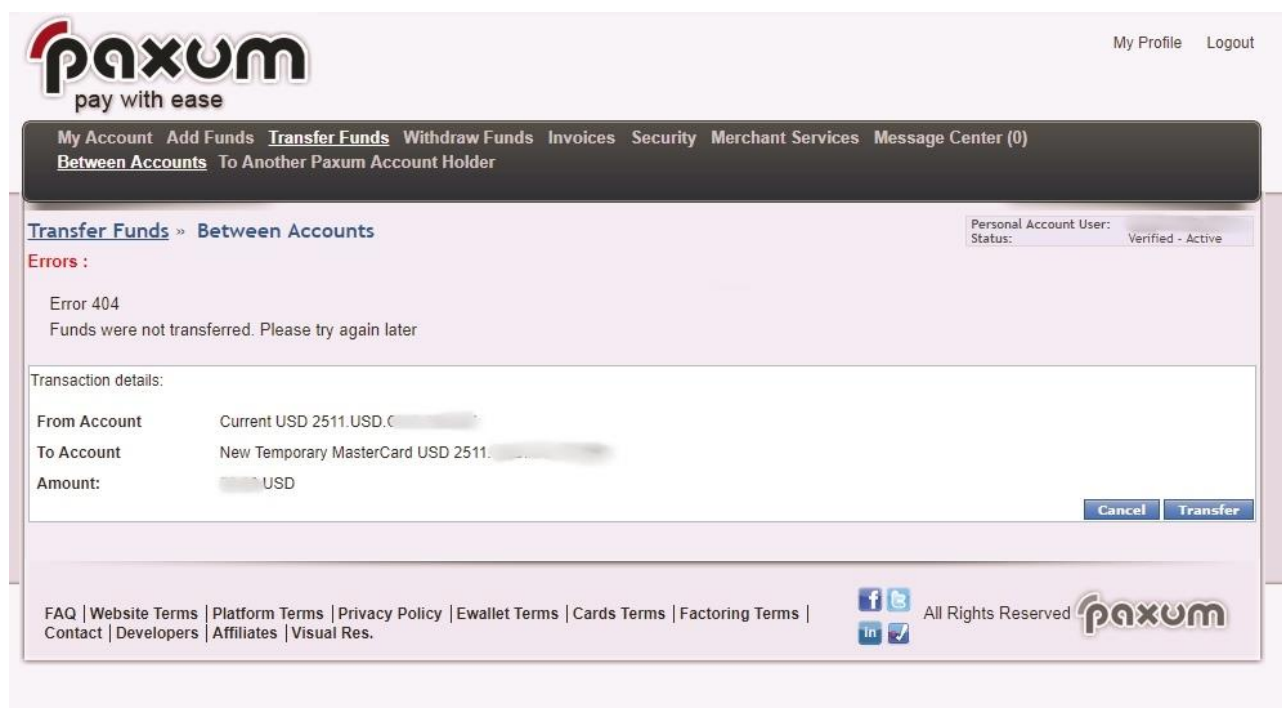
Cancel **Transfer**

FAQ | Website Terms | Platform Terms | Privacy Policy | Ewallet Terms | Cards Terms | Factoring Terms | Contact | Developers | Affiliates | Visual Res.

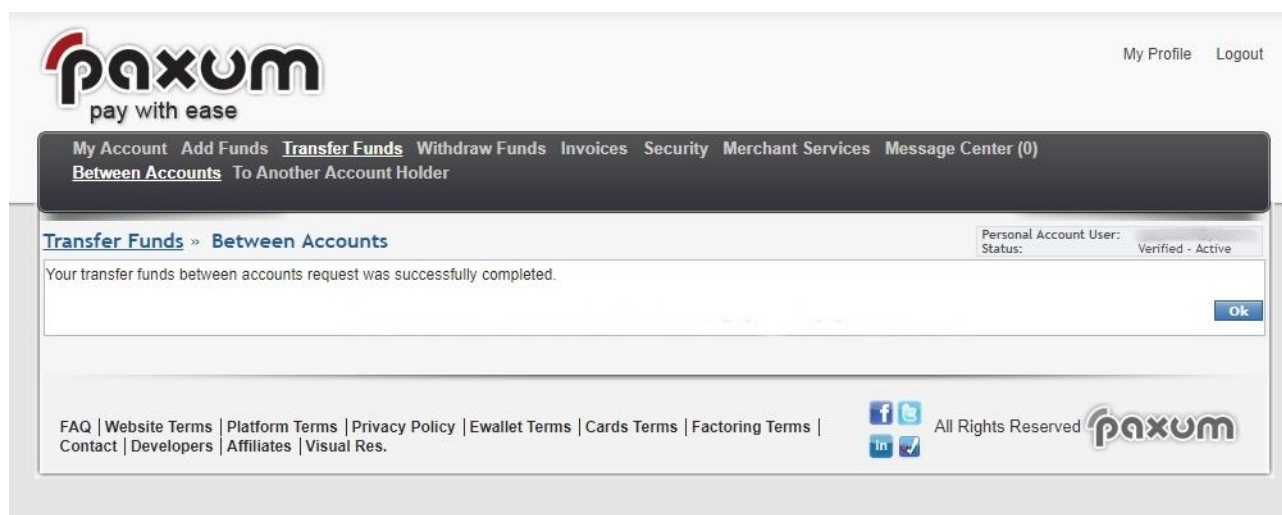
All Rights Reserved **paxum**

En la siguiente imagen puedes ver una transferencia no realizada por un problema habitual (**Error 404**). En este caso, prueba de nuevo después de unas horas, o mejor aún el siguiente día.

Si el problema continúa, contacta con el Soporte de Paxum en support@paxum.com



La siguiente imagen muestra una transferencia completada con éxito



Para ver un extracto con todas las operaciones, selecciona "Statements" en el menú principal, selecciona la cuenta, el intervalo de tiempo (All, Monthly, Date Range) y pulsa en Search

El extracto puede ser exportado como CSV-Excel o PDF

paxum
pay with ease

My Profile Logout

My Account Add Funds **Transfer Funds** Withdraw Funds Invoices Security Merchant Services Message Center (0)
Overview **Statements** Resolution Center Profile Settings Announcements Apply for Card

Statement (History) Personal Account User: Verified - Active

Account: Current EUR 2511.EUR.CHQ (0.00 Available)

Transaction Type: [Select Transaction Type]

☒ All
☐ Monthly 07 2018
☐ Date Range From To

Keyword:
 Reference #:
 Email: All

Search

Export to: CSV PDF Page: 1/1 Jump To: 1 Results: 50

Trans ID	Date	Description	Transaction Type	Debit	Credit	Balance
	2018-07-03 15:53:13	Currency Conversion EUR to USD (1 EUR = 1.1308 USD) ID #:	Currency Conversions			
	2018-07-03 15:51:38	Currency Conversion USD to EUR (1 USD = 0.8328 EUR) ID #:	Currency Conversions			
	2018-07-03 15:17:43	Currency Conversion EUR to USD (1 EUR = 1.1308 USD) ID #:	Currency Conversions			
	2018-07-03 15:08:19	Currency Conversion USD to EUR (1 USD = 0.8328 EUR) ID #:	Currency Conversions			
	2018-04-27 12:47:05	Card Yearly Maintenance - fee 37.15 EUR ID #:	Card Yearly Maintenance Fee	37.15		-37.15

Page: 1/1 Jump To: 1 Results: 50

FAQ | Website Terms | Platform Terms | Privacy Policy | Ewallet Terms | Cards Terms | Factoring Terms |
 Contact | Developers | Affiliates | Visual Res.

All Rights Reserved **paxum**

ATENCIÓN: Por seguridad, no olvides hacer **Logout** antes de cerrar la página de Paxum.

paxum
pay with ease

My Profile **Logout**

My Account Add Funds Transfer Funds Withdraw Funds Invoices Security Merchant Services Message Center (0)
Overview Statements Resolution Center **Profile Settings** Announcements Apply for Card